

Scaled data based on original data using  
LM-79-08 Approved Method: Electrical and Photometric Measurements of Solid-  
State Lighting Products

Test Report Prepared for  
Cooper Lighting Solutions  
(formerly Eaton)

Brand: INVUE

Report Number: P596101

Luminaire Tested: **MSA-SA4A-AMB-U-5NQ**

Issue Date: 4/29/2022

**Test Information**

Test Method: LM-79-08  
Report Number: P596101  
TEST IS SCALED FROM IESNA LM-79-08 TEST DATA (G3-2109-400-5)  
Test Lab: INNOVATIONS CENTER  
Issue Date: 4/29/2022  
Manufacturer: COOPER LIGHTING SOLUTIONS (FORMERLY EATON)  
Product Line: INVUE  
Catalog Number: MSA-SA4A-AMB-U-5NQ  
Description: POST TOP DECORATIVE LUMINAIRE. (4) LIGHTSQUARES WITH 16 LEDS EACH  
AND TYPE V NARROW OPTICS.  
Light Source: (64) 1549K CCT, -21.5 CRI LEDS  
Ballast/Driver: -

**Summary**

Lumens per Lamp: N/A  
Luminaire Lumens: 3052.1 lumens  
Efficiency: N/A  
Efficacy: 38.6 lumens/watt  
Luminous Opening: Rectangular (W 1' x L: 1' x H: 0')  
IES Classification: Type V - Short  
BUG Rating: B2 - U0 - G1

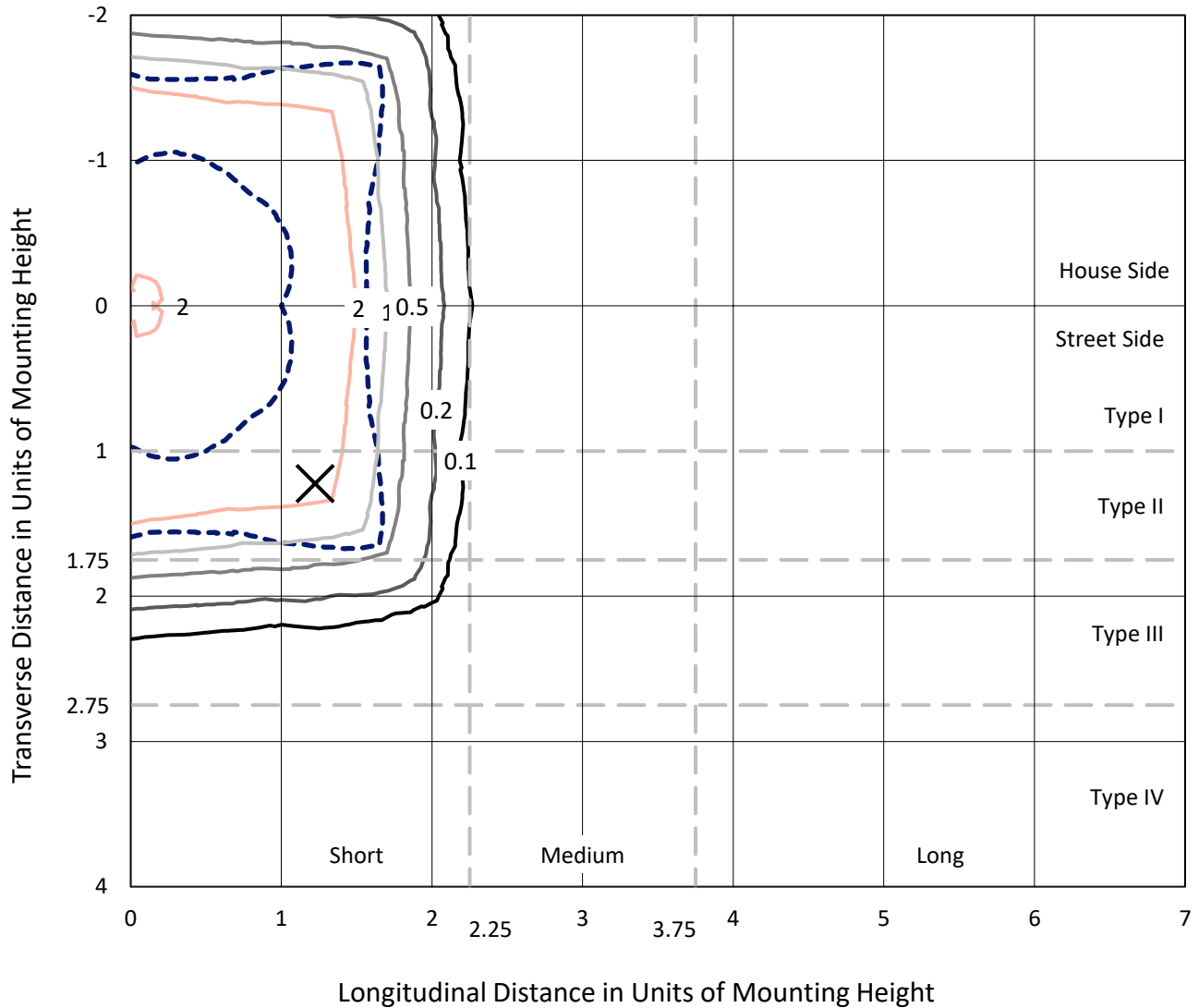
Input Watts (W): 79  
Input Voltage (V): NR  
Input Current (Ain): NR  
Voltage Rise (V): NR  
Power Factor: NR  
Total Harmonic Distortion (THDi): NR  
Frequency (hertz): 60  
Stabilization Time: NR  
Operation Time: NR  
Ambient Temperature (°C): NR  
Test Distance: 28.75 FT



REPORT NUMBER: P596101  
 CATALOG NUMBER: MSA-SA4A-AMB-U-5NQ

### Iso-Footcandle Lines of Horizontal Illumination

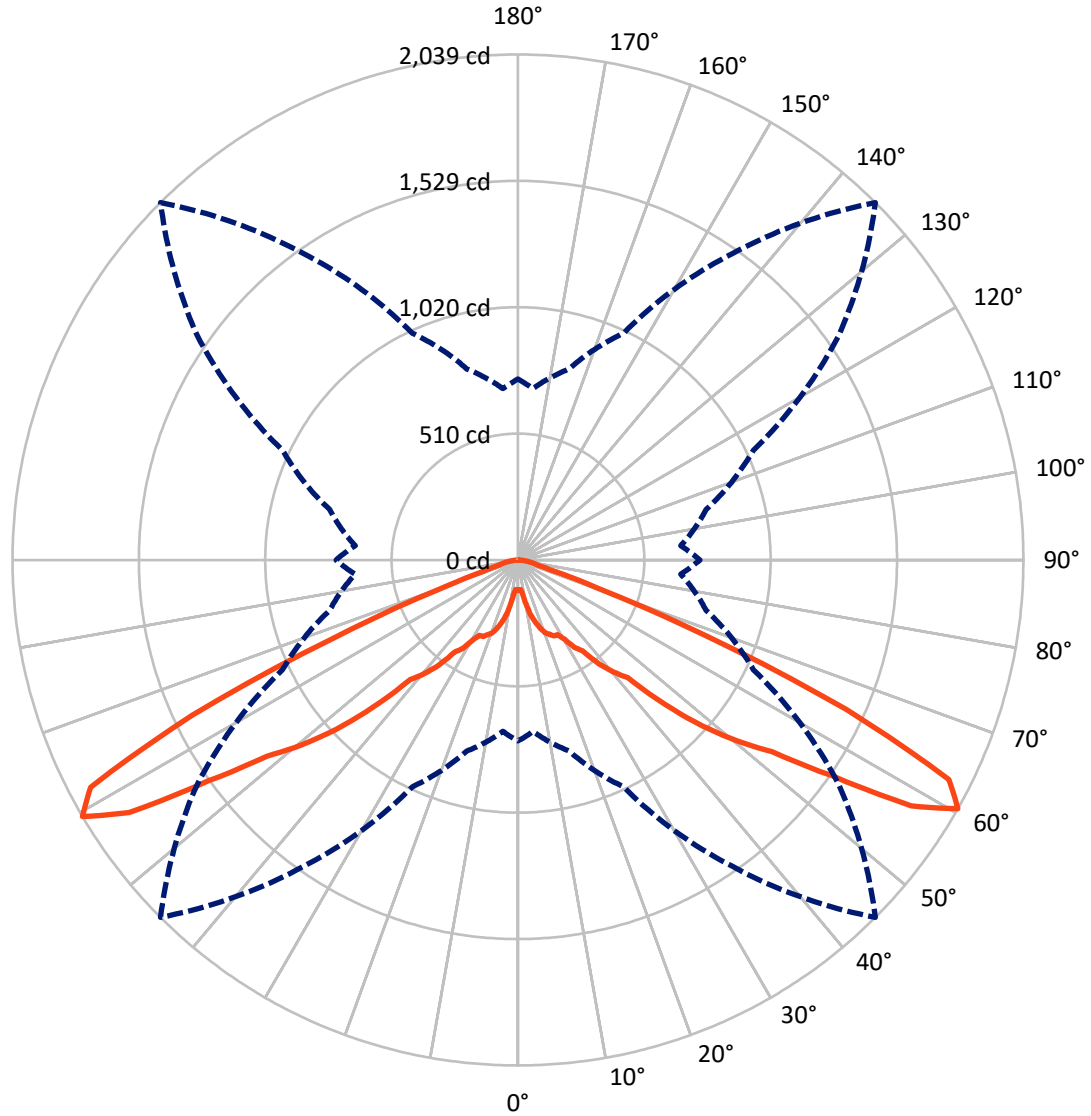
✕ Max cd  
 - - - 1/2 Max cd



Based on 10 foot mounting height. Maximum calculated value = 3.8 fc  
 Type V - Short - N/A

REPORT NUMBER: P596101  
CATALOG NUMBER: MSA-SA4A-AMB-U-5NQ

### Luminous Intensity Polar Plot



— Vertical Plane Through 45-Deg Lateral      - - - Horizontal Cone Through 60-Deg Vertical

REPORT NUMBER: P596101

CATALOG NUMBER: MSA-SA4A-AMB-U-5NQ

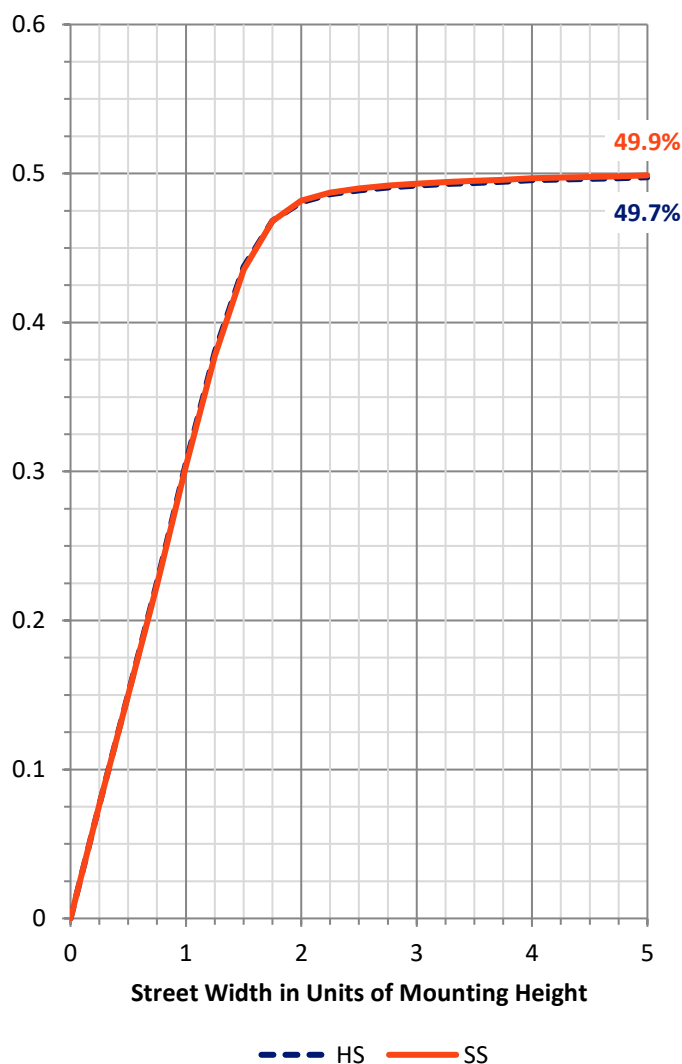
**FLUX DISTRIBUTION:**

		Downward	Upward	Total
<b>House Side</b>	Lumens	1526.0	0.0	1526.0
	% Fixture	50.0	0.0	50.0
<b>Street Side</b>	Lumens	1526.0	0.0	1526.0
	% Fixture	50.0	0.0	50.0
<b>Total</b>	Lumens	3052.1	0.0	3052.1
	% Fixture	100.0	0.0	100.0

**ZONAL LUMENS:**

Zone	Lumens	% Fixture
0°-10°	15.3	0.5
10°-20°	71.7	2.3
20°-30°	160.9	5.3
30°-40°	331.5	10.9
40°-50°	694.8	22.8
50°-60°	1136.5	37.2
60°-70°	535.4	17.5
70°-80°	83.6	2.7
80°-90°	22.2	0.7
90°-100°	0.0	0.0
100°-110°	0.0	0.0
110°-120°	0.0	0.0
120°-130°	0.0	0.0
130°-140°	0.0	0.0
140°-150°	0.0	0.0
150°-160°	0.0	0.0
160°-170°	0.0	0.0
170°-180°	0.0	0.0
0°-90°	3052.1	100.0
0°-180°	3052.1	100.0

**Coefficient of Utilization**



REPORT NUMBER: P596101

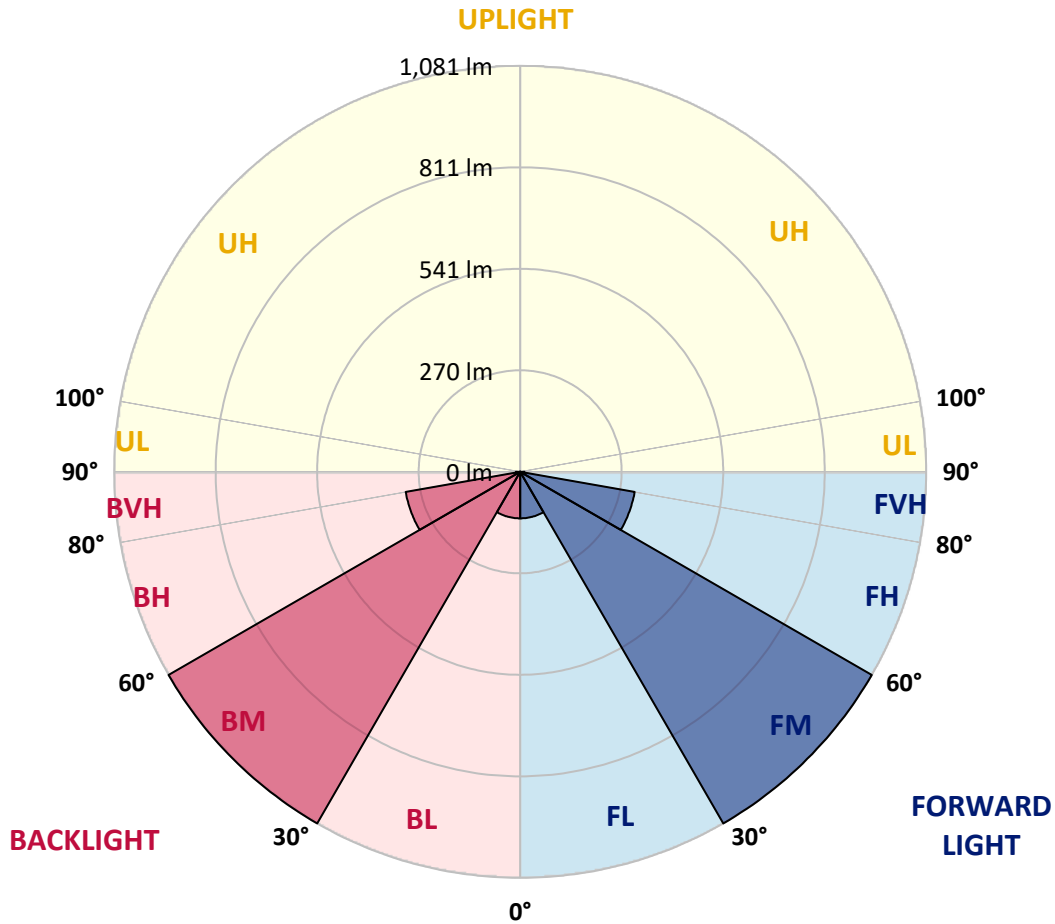
CATALOG NUMBER: MSA-SA4A-AMB-U-5NQ

**LUMINAIRE CLASSIFICATION SYSTEM LUMEN TABLE AND BUG RATING:**

Zone	Lumens	% Fixture	Zone Rating/Lumen Limit		
			B	U	G
FL (0°-30°)	124.0	4.1			
FM (30°-60°)	1081.4	35.4			
FH (60°-80°)	309.5	10.1			G0/660
FVH (80°-90°)	11.1	0.4			G1/100
BL (0°-30°)	124.0	4.1	B1/500		
BM (30°-60°)	1081.4	35.4	B2/2500		
BH (60°-80°)	309.5	10.1	B1/500		G0/660
BVH (80°-90°)	11.1	0.4			G1/100
UL (90°-100°)	0.0	0.0		U0/0	
UH (100°-180°)	0.0	0.0		U0/0	

**BUG Rating: B2-U0-G1**

Type V Short





REPORT NUMBER: P596101  
 CATALOG NUMBER: MSA-SA4A-AMB-U-5NQ

**CANDELA DISTRIBUTION (FULL):**

	0°	5°	15°	25°	35°	45°	55°	65°	75°	85°	90°
0°	120	120	120	120	120	120	120	120	120	120	120
2.5°	148	133	129	121	119	122	117	118	131	131	143
5°	183	167	163	146	127	120	126	140	160	164	183
7.5°	210	192	188	168	146	140	145	164	182	189	201
10°	209	203	197	179	177	181	177	176	195	198	206
12.5°	219	218	220	218	220	225	221	214	218	217	225
15°	240	242	244	246	253	259	253	246	245	240	240
17.5°	269	276	274	275	285	288	281	272	271	276	267
20°	302	307	296	291	308	313	309	293	299	303	302
22.5°	335	334	314	305	317	325	318	307	317	337	337
25°	355	365	344	336	337	339	341	337	348	361	365
27.5°	399	393	359	365	360	341	360	366	355	390	398
30°	432	436	386	392	385	371	387	393	386	441	418
32.5°	498	490	451	430	417	420	416	428	454	494	497
35°	563	583	520	489	471	451	469	477	525	576	557
37.5°	716	691	629	576	537	533	531	564	604	676	687
40°	831	820	735	693	618	594	586	654	709	789	810
42.5°	952	919	850	811	744	649	665	723	793	876	887
45°	1044	984	928	918	865	832	769	819	866	949	1010
47.5°	1132	1072	1003	992	975	1000	886	926	986	1062	1118
50°	1224	1168	1089	1056	1116	1150	1094	1078	1115	1208	1263
52.5°	1273	1217	1165	1160	1278	1285	1316	1259	1251	1321	1384
55°	1279	1214	1207	1268	1461	1535	1525	1390	1263	1270	1344
57.5°	1082	1025	1098	1248	1558	1871	1671	1348	1117	1032	1120
60°	730	694	798	1010	1509	2039	1580	1048	786	659	734
62.5°	404	368	436	636	1206	1952	1221	651	436	354	393
65°	201	190	225	334	703	1456	709	327	219	176	188
67.5°	122	116	126	165	362	822	353	158	115	106	113
70°	100	97	100	110	174	342	161	98	91	88	93
72.5°	84	80	81	87	109	143	96	82	78	75	79
75°	70	69	69	73	78	83	77	70	67	65	67
77.5°	55	55	58	61	62	65	63	60	57	54	53
80°	38	40	45	48	48	48	49	49	46	40	38
82.5°	24	26	33	35	35	31	35	37	35	27	24
85°	14	16	21	22	20	15	19	23	22	16	13
87.5°	4	6	8	8	8	4	7	9	8	7	4
90°	0	0	0	0	0	0	0	0	0	0	0

(END OF REPORT)